



Glo-Ray® Fry Holding Stations

Models: GRFHS-16, -21, -22, -26

GRFHS-PT16, -PT26,

GRFHS-PTT16, -PTT21

Hatco offers convenient Glo-Ray® Fry Holding Stations that can be placed where they are most needed - next to a fryer! Glo-Ray heat technology offers you the ability to keep fried foods at optimum temperatures, ready to serve, without cooking or drying them out.

Standard features

- Ceramic heating elements above, allowing ample space between the warmer and food bin to empty baskets
- Pre-set thermostatically-controlled heated base maintains uniform holding temperatures from below
- Various hardcoated fry ribbons stage boxed or bagged products for quick service areas
- PT and PTT models are pass-through style
- Pass-thru tunnel is available with models GRFHS-PTT16 and -PTT21
- Sectional divider permits holding of multiple products
- Models have 16.75", 18", or 20" (425, 457, or 508 mm) clearances
- Bottom trivet lifts food off the bottom of the station promoting air movement and reduces the build up of moisture

Project _____

Item # _____

Quantity _____



Options (available at time of purchase only)

- ☐ Halogen Bulb in lieu of Standard Display Light (60 watt) – 120V only
- ☐ Left or Right side Cutout (GRFHS-16, -21, and -26) – Adds 1.7" (43 mm) to width of unit
- ☐ 6" (15 mm) deep pan (GRFHS-PT26)
- ☐ Infinite Control (metal sheathed GRFS models only)

Accessories

- ☐ 4-Pleat Hardcoated Fry Box Ribbon (All models)
- ☐ 5-Pleat Hardcoated Fry Bag Ribbon (All models)
- ☐ 5-Pleat Hardcoated Fry Box Ribbon (GRFHS-21, -PTT16, -PTT21, PT26)
- ☐ 6-Pleat Hardcoated Fry Bag Ribbon (GRFHS-21, -PTT16, -PTT21, PT26)
- ☐ 6-Pleat Hardcoated Fry Box/Bag Ribbon (GRFHS-21, -PTT16, -PTT21, PT26)
- ☐ 7-Pleat Hardcoated Fry Bag Ribbon (GRFHS-21, -PTT21, PT26)
- ☐ 10-Pleat Hardcoated Hashbrown Ribbon (GRFHS-PTT16)
- ☐ 5" (127 mm) side-by-side bag holder (GRFHS-21)
- ☐ Scoop Holder - adds 1.25" (32 mm) to overall product width for each scoop holder (one standard on GRFHS-PT26, -PTT16, & -PTT21) (not available for the GRFHS-22) (-PTT16 has two additional locations that can be adjusted in field)
- ☐ Additional Sectional Dividers (one standard on GRFHS-PT26, -PTT16, & -PTT21 models, not available for GRFHS-22)
- ☐ Food Pans (not available for the GRFHS-22)
- ☐ Wire Trivet (not available for the GRFHS-22)

Chef LED Bulb in lieu of Standard Display Light – bulb must be rotated down 120V

- ☐ 2700K Similar to warm incandescent light
- ☐ 3000K Similar to warm halogen light
- ☐ 4000K Similar to cool fluorescent light

230V – CE for input voltages above 200V

- ☐ 2700K Similar to warm incandescent light
- ☐ 3000K Similar to warm halogen light
- ☐ 4000K Similar to cool fluorescent light



For operation, location and safety information, please refer to the Installation and Operating Manual.



HATCO CORPORATION | P.O. Box 340500 Milwaukee, WI 53234-0500 U.S.A. | (414) 671-6350



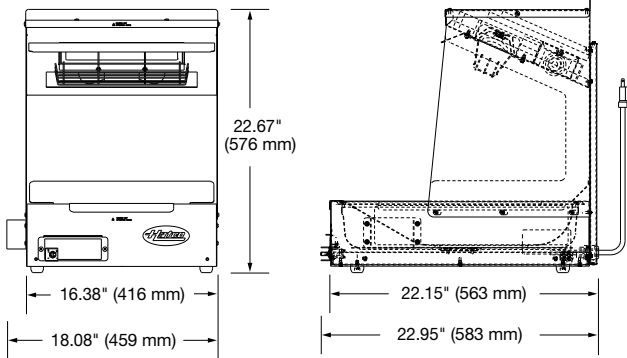
www.hatcocorp.com | support@hatcocorp.com | [Find a Hatco Rep](#) | [Image Library](#) | [Document Library](#) | [Patents](#) | [Chat](#)



Glo-Ray® Fry Holding Stations

Models: GRFHS-16, -21, -22, -26, -PT16, -PT26, -PTT16, -PTT21

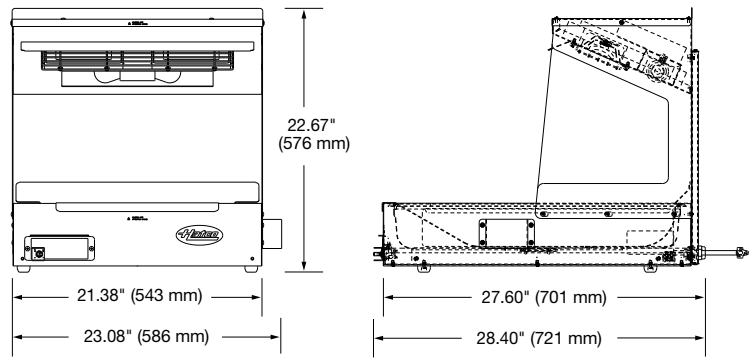
GRFHS-16



FRONT VIEW

SIDE VIEW

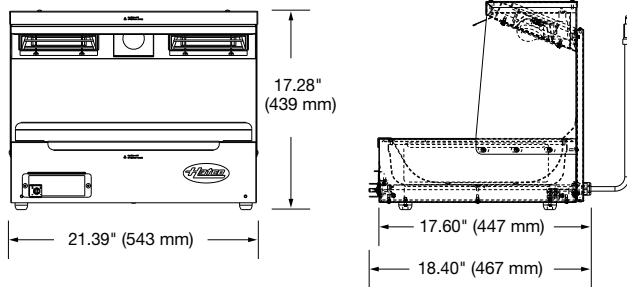
GRFHS-21



FRONT VIEW

SIDE VIEW

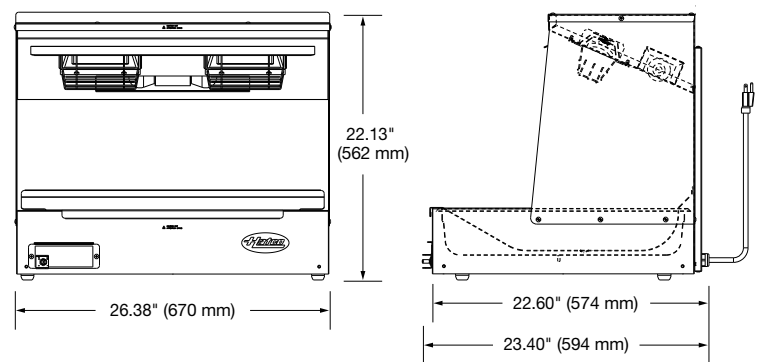
GRFHS-22



FRONT VIEW

SIDE VIEW

GRFHS-26



FRONT VIEW

SIDE VIEW

SPECIFICATIONS

Glo-Ray® Portable Fry Holding Stations

The shaded areas contain electrical information for International models

Model	Dimensions (W x D x H)	Volts (Single Phase)	Watts	Amps	Plug	Ship Weight*
GRFHS-16 ^o	18.08" x 22.95" x 22.67" (459 x 583 x 576 mm)	100	878	8.8	JIS C 8303	51 lbs. (24 kg)
		120	1090	9.1	NEMA 5-15P	
		220 ^z	1057	4.8	BS-1363	
		220-230 (CE)	1057-1155	4.8-5.0	CEE 7/7 Schuko	
		230-240 (CE)	1019-1110	4.4-4.6	BS-1363	
GRFHS-21 ^o	23.08" x 28.40" x 22.67" (586 x 721 x 576 mm)	100	1007	10.1	JIS C 8303	63 lbs. (29 kg)
		120	1200	10.0	NEMA 5-15P	
		220 ^z	1218	5.5	BS-1363	
		220-230 (CE)	1218-1332	5.5-5.8	CEE 7/7 Schuko	
		230-240 (CE)	1102-1200	4.8-5.0	BS-1363	
GRFHS-22	21.39" x 18.40" x 17.28" (543 x 467 x 439 mm)	100	847	8.5	JIS C 8303	44 lbs. (20 kg)
		120	1030	8.6	NEMA 5-15P	
		220 ^z	1076	4.9	BS-1363	
		220-230 (CE)	1076-1176	4.9-5.1	CEE 7/7 Schuko	
		230-240 (CE)	1176-1280	5.1-5.3	BS-1363	
GRFHS-26*	26.38" x 23.40" x 22.13" (670 x 594 x 562 mm)	100	1007	10.1	JIS C 8303	66 lbs. (30 kg)
		120	1200	10.0	NEMA 5-15P	
		220 ^z	1243	5.7	BS-1363	
		220-230 (CE)	1243-1359	5.7-5.9	CEE 7/7 Schuko	
		230-240 (CE)	1128-1229	4.9-5.1	BS-1363	

* Shipping weight includes packaging

^o Dimensions include scoop holder

* Add 1.75" (44.45 mm) to width if ordering Scoop Holder

^z 60 Hz

HATCO CORPORATION

P.O. Box 340500 Milwaukee, WI 53234-0500 U.S.A. | (414) 671-6350



www.hatcocorp.com

support@hatcocorp.com

[Find a Hatco Rep](#)

[Image Library](#)

[Document Library](#)

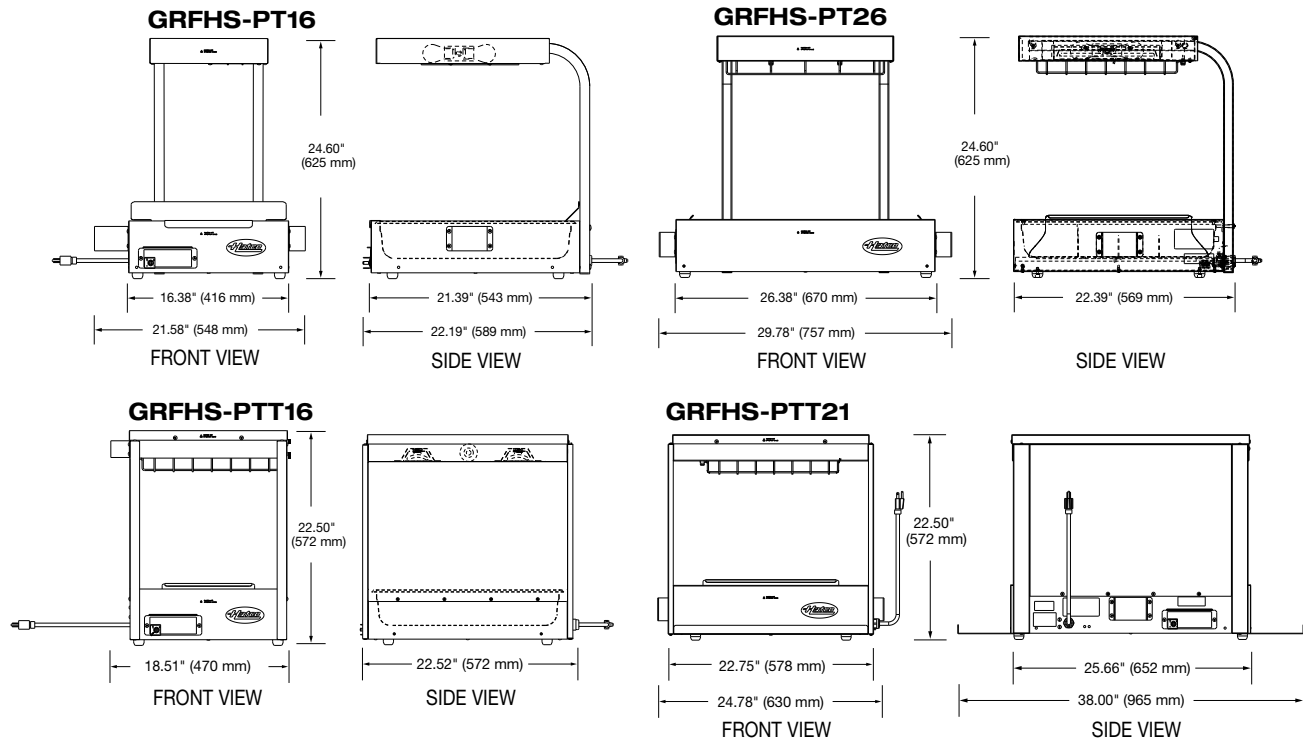
[Patents](#)

[Chat](#)



Glo-Ray® Fry Holding Stations

Models: GRFHS-16, -21, -22, -26, -PT16, -PT26, -PTT16, -PTT21



SPECIFICATIONS

Glo-Ray® Portable Fry Holding Stations - Pass Through

The shaded areas contain electrical information for International models

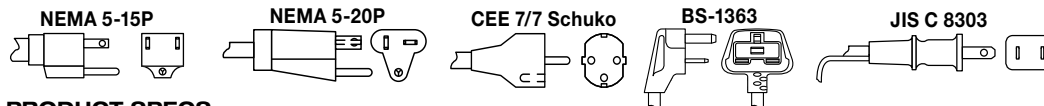
Model	Dimensions (W x D x H)	Volts (Single Phase)	Watts	Amps	Plug	Ship Weight*
GRFHS-PT16	21.58" x 23.95" x 24.875" (548 x 608 x 632 mm)	100	861	8.6	JIS C 8303	60 lbs. (27 kg)
		120	1090	9.1	NEMA 5-15P	
		220*	1057	4.8	BS-1363	
		220-230 (CE)	1057-1155	4.8 - 5.0	CEE 7/7 Schuko	
		230-240 (CE)	1019-1110	4.4 - 4.6	BS-1363	
GRFHS-PT26	29.4" x 22.71" x 24.71" (747 x 577 x 628 mm)	100	1208	12.1	JIS C 8303	64 lbs (29 kg)
		120	1440	12.0	NEMA 5-15P	
		220*	1233	5.6	BS-1363	
		220-230 (CE)	1233-1347	5.6-5.9	CEE 7/7 Schuko	
		230-240 (CE)	1347-1468	5.9-6.1	BS-1363	
GRFHS-PTT16	16.7" x 22.5" x 22.5" (423 x 572 x 572 mm)	120	1300	10.8	NEMA 5-15P	65 lbs (29 kg)
GRFHS-PTT21	22.63" x 38" x 22.64" (575 x 965 x 575 mm)	100	1347	13.5	JIS C 8303	100 lbs. (46 kg)
		120	1740	14.5	NEMA 5-15P [▲]	
		220*	1486	6.8	BS-1363	
		220-230 (CE)	1486-1624	6.8-7.1	CEE 7/7 Schuko	
		230-240 (CE)	1624-1768	7.1-7.4	BS-1363	

* Shipping weight includes packaging. [▲] Canada model uses NEMA 5-20P. [±] 60 Hz

CORD LOCATION

GRFHS-16, -21, -26, -PT26: Back side, lower right corner.
GRFHS-PTT16, -PTT21: Lower right-hand side.

PLUG CONFIGURATIONS



PRODUCT SPECS

Glo-Ray® Fry Holding Stations

The Fry Holding Station shall be a Glo-Ray® manufactured by the Hatco Corporation, Milwaukee, WI 53234 U.S.A.

The Fry Holding Station shall be rated at ... watts, ... volts, and be ... inches (millimeters) in overall width. It shall consist of either a stainless steel housing or an aluminum housing with ceramic. Pre-set thermostatically controlled based heat. Portable warmer features wire guards, shatter-resistant incandescent display lights,

a lighted on-off switch, and 6' (1829 mm) cord and plug. Options: Halogen Bulb, Left or Right side Cutout, 6" (15 mm) deep pan, Infinite Control. Accessories: various Pleated Hardcoated Fry Box Ribbons and Bags, side-by-side bag holder, Scoop Holder, additional Sectional Dividers, Food Pans, Wire Trivet, Chef LED Bulbs. Warranty consists of 24/7 parts and service assistance (U.S. and Canada only).

HATCO CORPORATION | P.O. Box 340500 Milwaukee, WI 53234-0500 U.S.A. | (414) 671-6350



www.hatcocorp.com

support@hatcocorp.com

[Find a Hatco Rep](#)

[Image Library](#)

[Document Library](#)

[Patents](#)

[Chat](#)